


FKG
swiss endo

XP ENDO[®]
solutions



**EXPAND
YOUR
MIND**

ADAPTIVE. EASY. SAFE. EFFICIENT.

SAFE

up to **15 x**
more resistant to fatigue¹

than other systems
on the market

EASY

1 file

for shaping* | for cleaning**

***XP-endo[®] Shaper**

****XP-endo[®] Finisher**

EFFICIENT

up to **98%**
bacterial reduction²

CONVENTIONAL
SYSTEMS

XP-ENDO
SOLUTIONS



■ Unprepared area ■ Prepared area

ADAPTIVE

up to **4 times**
less transportation³

with optimized
centering ability

"The unique adaptive properties of XP-endo Solutions are revolutionizing 3D canal management, allowing me to effectively treat at least 4 canals of different anatomical sizes with the same instrument."

MARTIN TROPE
BDS, DMD / Philadelphia USA

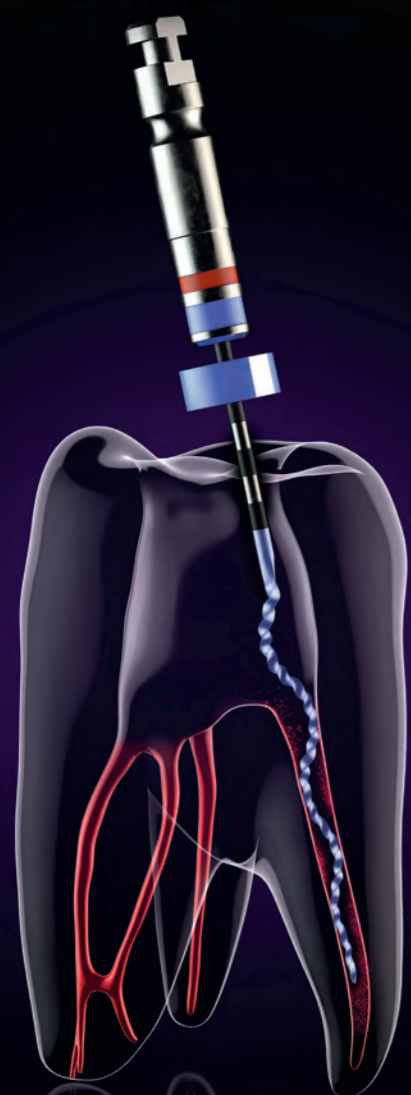
"XP-endo files' optimal expansion properties and sleek design adapts to the root canal using a minimally invasive approach that predictably cleans oval canals and complex anatomies."





GILBERTO DEBELIAN
DMD, PhD / Oslo Norway

XP ENDO®
shaper

SHAPING

Simplify your endo.
The unique one-file
system.



-  – Ability to shape from Ø 15 to Ø 30
– Designed with six cutting edges for optimal guidance
-  – Optimal expansion capacity up to 3x its core size
– Seamless adaptation to canal irregularities
-  – Excellent resistance to cyclic fatigue
– Superelasticity and extreme flexibility
-  – Unique patent design delivers unequalled debris removal
– Minimal stress applied to dentine walls

RETREATMENT

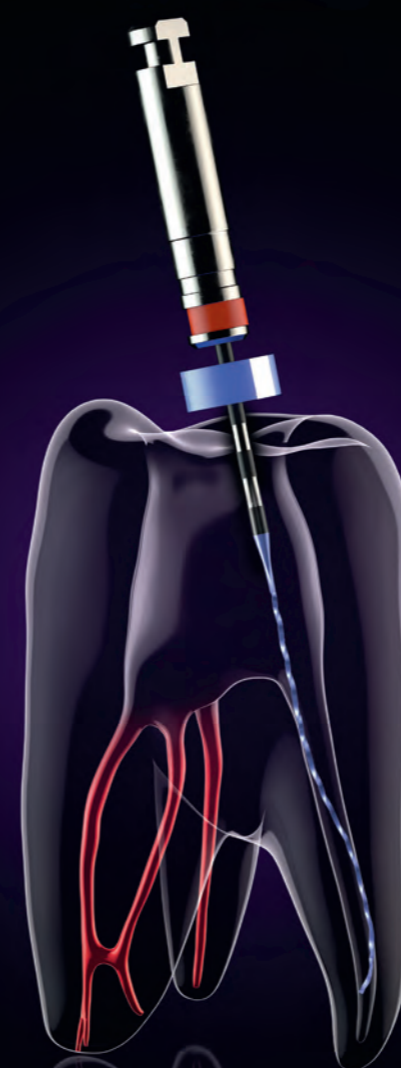
Also intended for retreatment,
1000-2500 rpm

Size: 30/.04
Speed: 800-1000 rpm
Torque: 1 Ncm

XP ENDO®
finisher

CLEANING

Improve your endo.
The universal mechanical
cleaning system.



-  – Revolutionary design provides enhanced ability to clean areas previously impossible to reach
– Exclusive tip
-  – Extreme expansion capacity optimization up to 100x its core size
– Seamless adaptation technology for all root canal morphologies
-  – Excellent resistance to cyclic fatigue
– Extreme flexibility and agility
-  – Uniquely designed for thorough debris removal
– Exceptional dentine preservation features

RETREATMENT

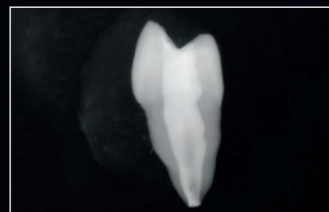
Available in 30/.00 for retreatment
(XP-endo® Finisher R)

Size: 25/.00
Speed: 800-1000 rpm
Torque: 1 Ncm

TREATMENT




XP-endo® Finisher



Radiograph showing the bucco-lingual aspect of the maxillary first premolar



Cross-section 1 mm from the apex



Cross-section 7 mm from the apex

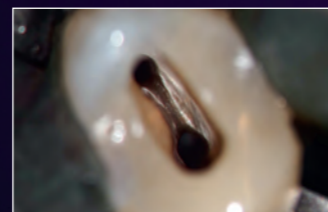
RETREATMENT



XP-endo® Finisher R



Photograph illustrating a case of retreatment before instrumentation



After instrumentation no debris is seen



Root filling material removal during retreatment case

XP-endo® Shaper

"As opposed to traditional rotary files that impose their shape upon the canal, these revolutionary instruments adapt conservatively to the root canal anatomy."

GUILLAUME JOUANNY
DDS / Paris France

	SEQUENCES					
	21 mm			25 mm		
Shaping Solution	XP-endo® Shaper Sequence: Blister packs of 6 instruments 2X (K-File 10/.02 + K-File 15/.02 + XP-endo® Shaper 30/.04)					
	S1.XB0.00.SAA.FK			S1.XB0.00.SAB.FK		
Shaping & Cleaning Solution	XP-endo® Shaper Plus Sequence: Blister packs of 4 instruments K-File 10/.02 + K-File 15/.02 + XP-endo® Shaper 30/.04 + XP-endo® Finisher 25/.00					
	S1.XB0.00.SAC.FK			S1.XB0.00.SAD.FK		
Retreatment Solution	XP-endo® Retreatment Sequence: Blister packs of 3 instruments DR1 30/.10 + XP-endo® Shaper 30/.04 + XP-endo® Finisher R 30/.00					
	S1.XB0.00.SAE.FK			S1.XB0.00.SAF.FK		

	REFILLS					
	BLISTER PACKS OF 3 INSTRUMENTS			BLISTER PACKS OF 6 INSTRUMENTS		
	21 mm	25 mm	31 mm	21 mm	25 mm	31 mm
XP-endo® Shaper	S1.XB0.00.0AJ.FK	S1.XB0.00.0AK.FK	S1.XB0.00.0AL.FK	S1.XB0.00.0AF.FK	S1.XB0.00.0AG.FK	S1.XB0.00.0AH.FK
XP-endo® Finisher	S1.XB0.00.0AC.FK	S1.XB0.00.0AA.FK	S1.XB0.00.0AP.FK	-	-	-
XP-endo® Finisher R	S1.XB0.00.0AE.FK	S1.XB0.00.0AD.FK	S1.XB0.00.0AQ.FK	-	-	-

- Azim AA, Tarrosh M, Azim KA, Piasecki L.** Comparison between Single-file Rotary Systems: Part 2—The Effect of Length of the Instrument Subjected to Cyclic Loading on Cyclic Fatigue Resistance. *J Endod.* 2018 Dec; 44(12):1837-1842.
- Vaz-Garcia ES, Vieira VTL, Petitot NPDSF, Moreira EJJ, Lopes HP, Elias CN, Silva EJNL, Antunes HDS.** Mechanical Properties of Anatomic Finishing Files: XP-Endo Finisher and XP-Clean. *Braz Dent J.* 2018 Apr-Jun; 29(2):208-213.
- Keskin C, Inan U, Guler DH, Kalyoncuoglu E.** Cyclic Fatigue Resistance of XP-Endo Shaper, K3XF, and ProTaper Gold Nickel-titanium Instruments. *J Endod.* 2018 Jul; 44(7):1164-1167.
- Silva EJNL, Vieira VTL, Belladonna FG, Zuolo AS, Antunes HDS, Cavalcante DM, Elias CN, De-Deus G.** Cyclic and Torsional Fatigue Resistance of XP-endo Shaper and TRUShape Instruments. *J Endod.* 2018 Jan; 44(1):168-172.
- Adiguzel M, Isken I, Pamukcu II.** Comparison of cyclic fatigue resistance of XP-endo Shaper, HyFlex CM, FlexMaster and Race instruments. *J Dent Res Dent Clin Dent Prospects.* 2018 Summer; 12(3):208-212.
- Elnaghy A, Elsaka S.** Cyclic fatigue resistance of XP-endo Shaper compared with different nickel-titanium alloy instruments. *Clin Oral Investig.* 2018 Apr; 22(3):1433-1437.
- Azim AA, Aksel H, Zhuang T, Mashtare T, Babu JP, Huang GT.** Efficacy of 4 Irrigation Protocols in Killing Bacteria Colonized in Dentinal Tubules Examined by a Novel Confocal Laser Scanning Microscope Analysis. *J Endod.* 2016 Jun; 42(6):928-34.
- Hassan R, Roshdy N, Issa N.** Comparison of canal transportation and centering ability of Xp Shaper, WaveOne and Oneshape: a cone beam computed tomography study of curved root canals. *Acta Odontol Latinoam.* 2018 Jun; 31(1):67-74.

**ENDO
DONE!**

www.fkg.ch/xpendo

FKG Dentaire SA
Crêt-du-Loche 4
CH-2304 La Chaux-de-Fonds
Switzerland
T +41 32 924 22 44
F +41 32 924 22 55

info@fkg.ch
www.fkg.ch

